

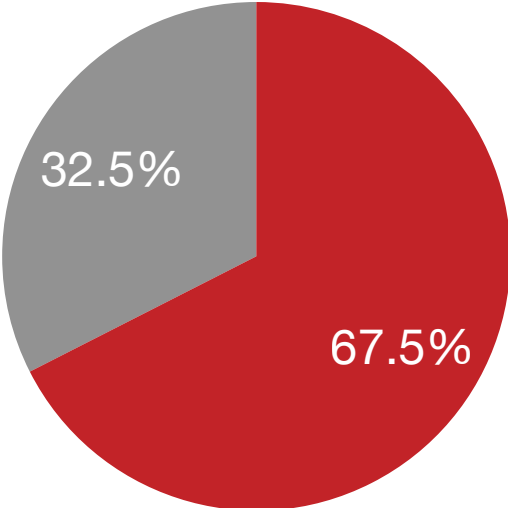
In-Building & At-Home Attendance During Hybrid Learning

Introduction

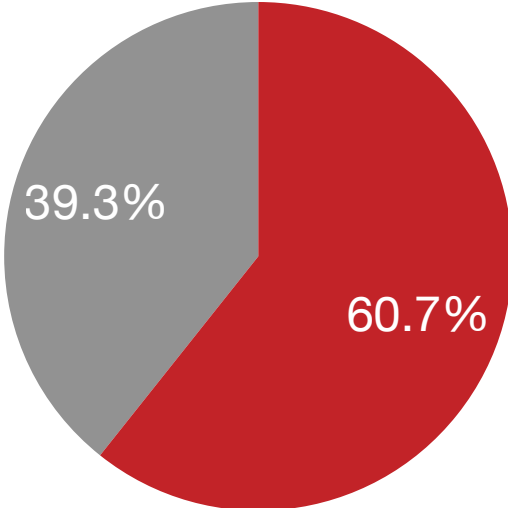
- During the October 19-27 phase of hybrid learning, some students who indicated that they would participate in the Hybrid Program instead opted to learn from home.
- Attendance Weeks include:
 - October 19 & 22—the first “A Day” & first “B Day” of the week combined.
 - October 26 & 27—the “A Day” & “B Day” of the week.

District

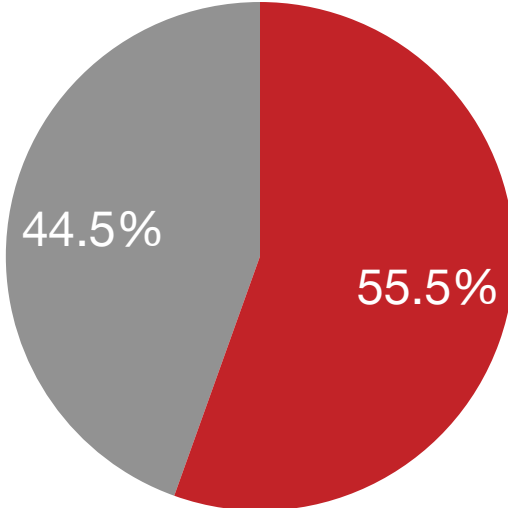
	In-Building Attendance	At-Home Attendance	Total
Questionnaire Selection	5593	2692	8285
Attendance Week of October 19, 2020	4954	3208	8162
Attendance Week of October 26, 2020	4527	3633	8160



Questionnaire Responses



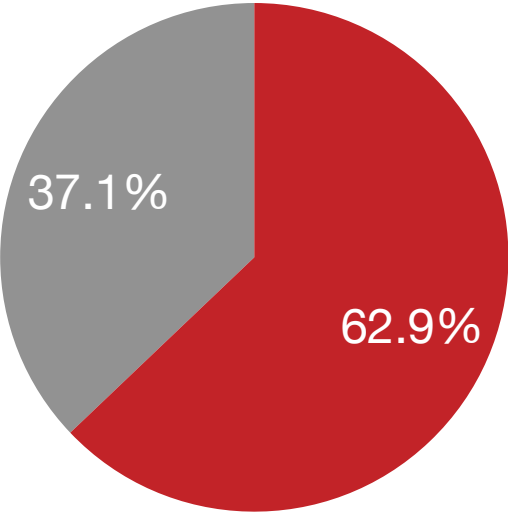
Week of 10-19-20



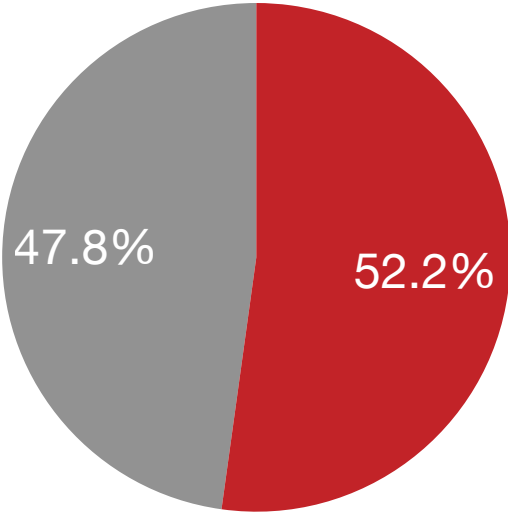
Week of 10-26-20

Barrington High School

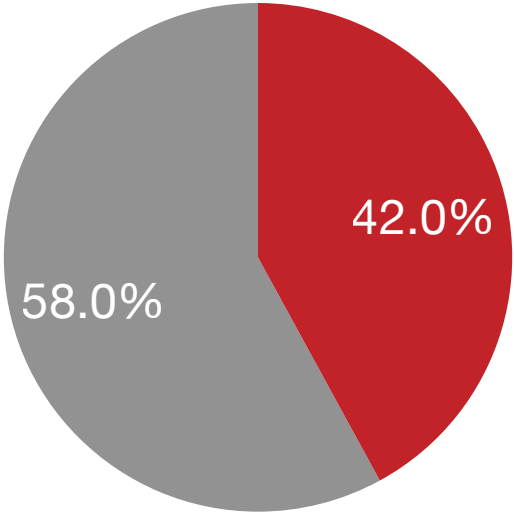
	In-Building Attendance	At-Home Attendance	Total
Questionnaire Selection	1771	1045	2816
Attendance Week of October 19, 2020	1456	1334	2790
Attendance Week of October 26, 2020	1173	1617	2790



Questionnaire Responses



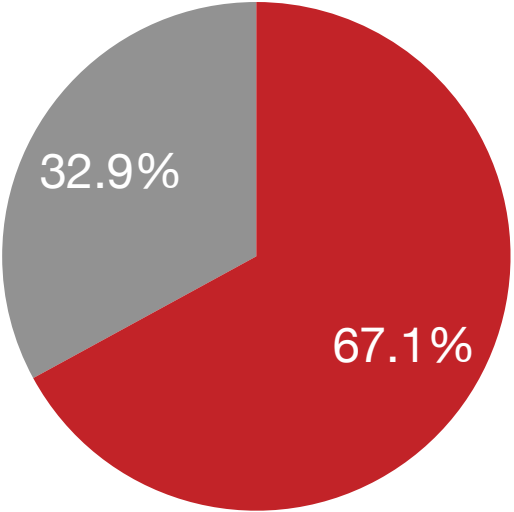
Week of 10-19-20



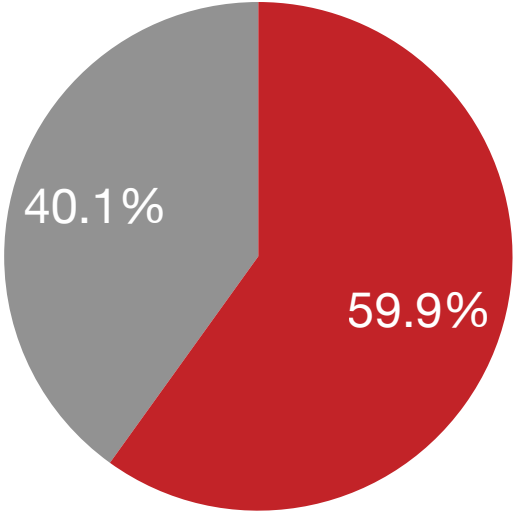
Week of 10-26-20

Barrington Middle School-Prairie

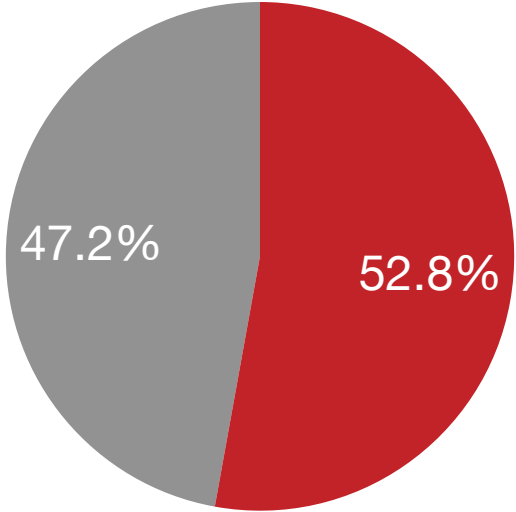
	In-Building Attendance	At-Home Attendance	Total
Questionnaire Selection	696	342	1038
Attendance Week of October 19, 2020	622	416	1038
Attendance Week of October 26, 2020	548	489	1037



Questionnaire Responses



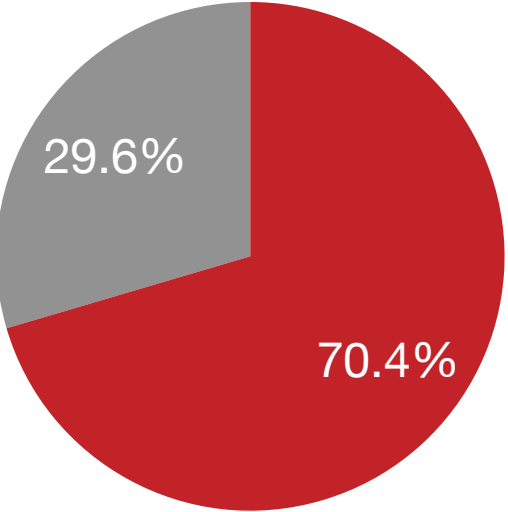
Week of 10-19-20



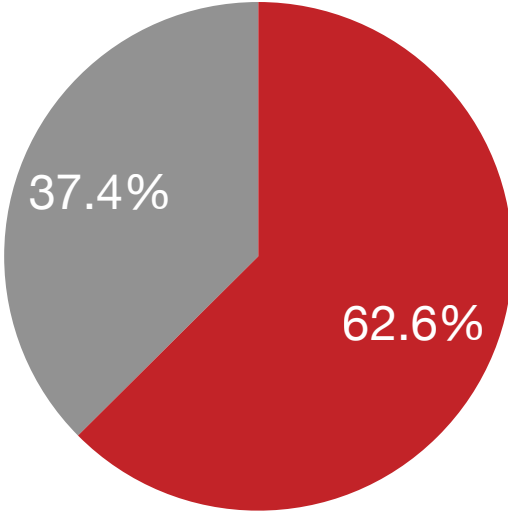
Week of 10-26-20

Barrington Middle School-Station

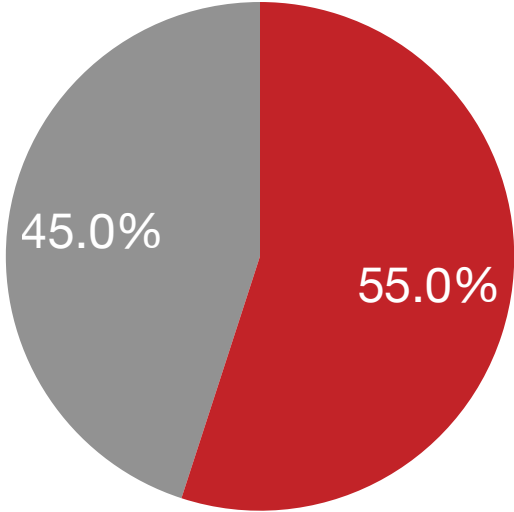
	In-Building Attendance	At-Home Attendance	Total
Questionnaire Selection	636	267	903
Attendance Week of October 19, 2020	563	337	900
Attendance Week of October 26, 2020	495	405	900



Questionnaire Responses



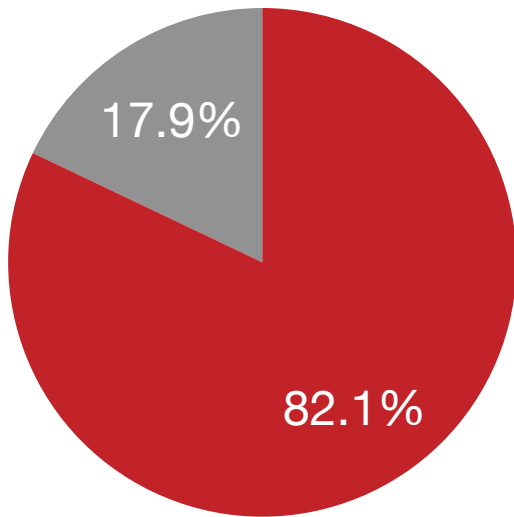
Week of 10-19-20



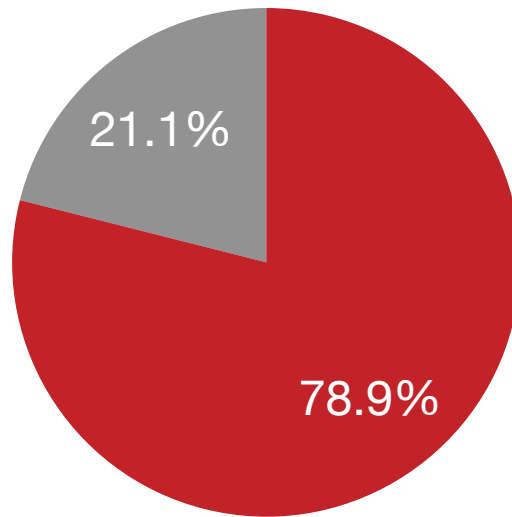
Week of 10-26-20

Arnett Lines Elementary

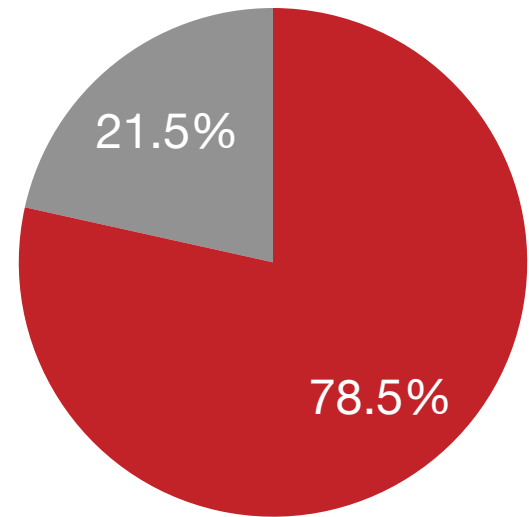
	In-Building Attendance	At-Home Attendance	Total
Questionnaire Selection	357	78	435
Attendance Week of October 19, 2020	341	91	432
Attendance Week of October 26, 2020	339	93	432



Questionnaire Responses



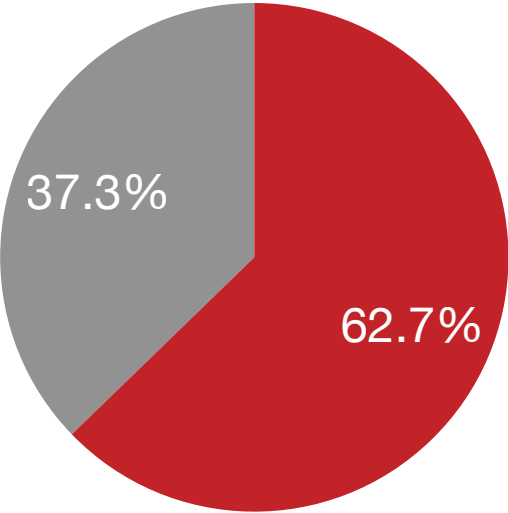
Week of 10-19-20



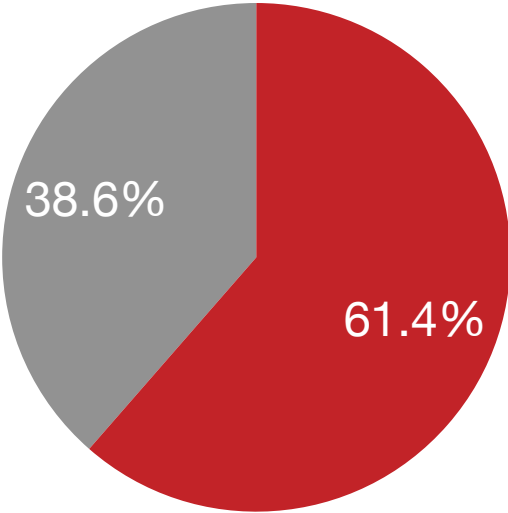
Week of 10-26-20

Barbara Rose Elementary

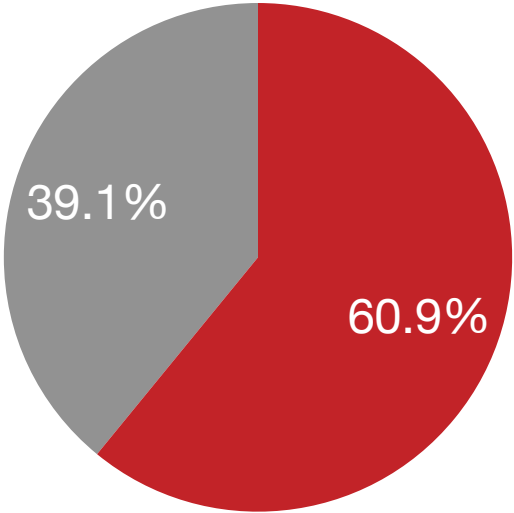
	In-Building Attendance	At-Home Attendance	Total
Questionnaire Selection	251	149	400
Attendance Week of October 19, 2020	242	152	394
Attendance Week of October 26, 2020	240	154	394



Questionnaire Responses



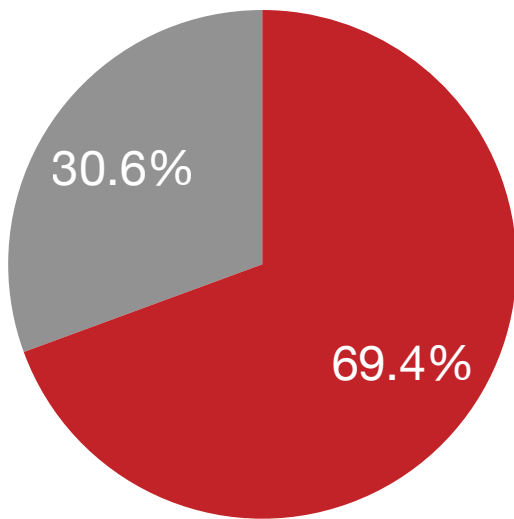
Week of 10-19-20



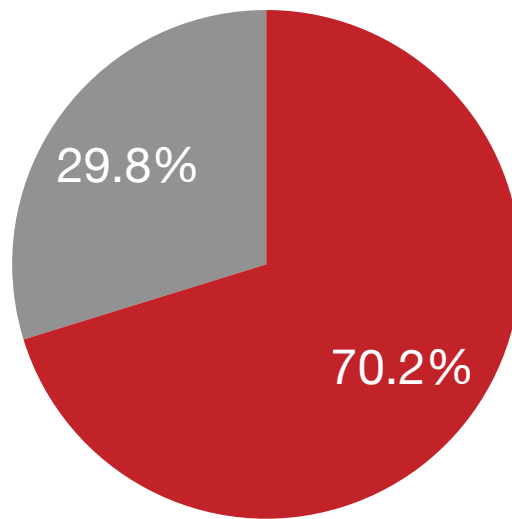
Week of 10-26-20

Countryside Elementary

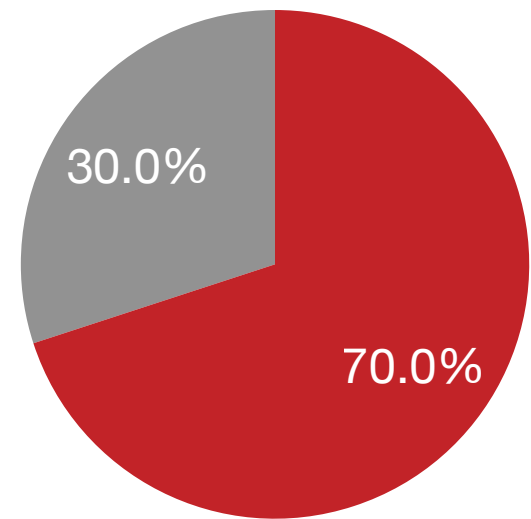
	In-Building Attendance	At-Home Attendance	Total
Questionnaire Selection	288	127	415
Attendance Week of October 19, 2020	283	120	403
Attendance Week of October 26, 2020	282	121	403



Questionnaire Responses



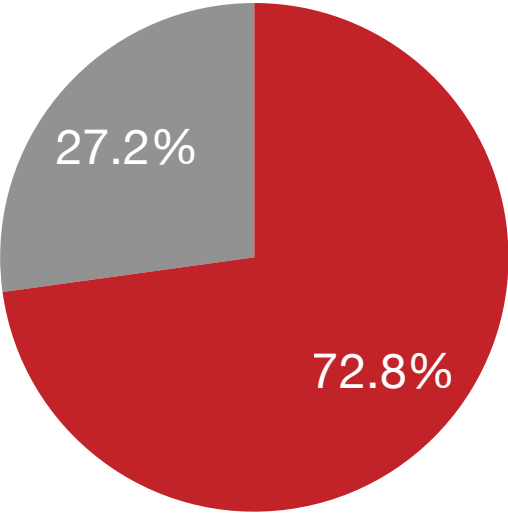
Week of 10-19-20



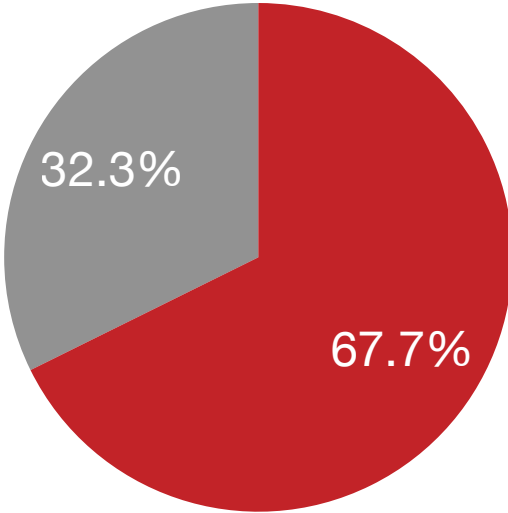
Week of 10-26-20

Grove Avenue Elementary

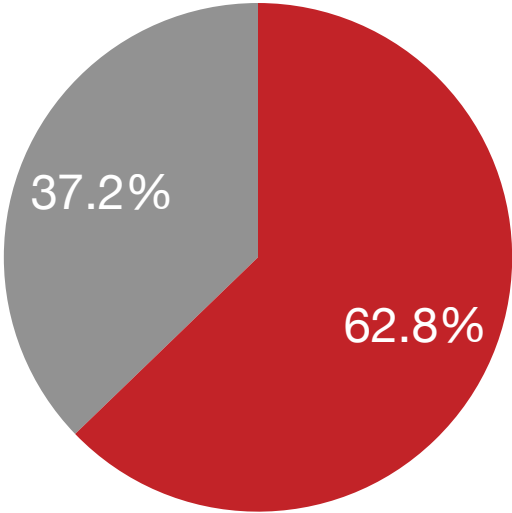
	In-Building Attendance	At-Home Attendance	Total
Questionnaire Selection	359	134	493
Attendance Week of October 19, 2020	331	158	489
Attendance Week of October 26, 2020	307	182	489



Questionnaire Responses



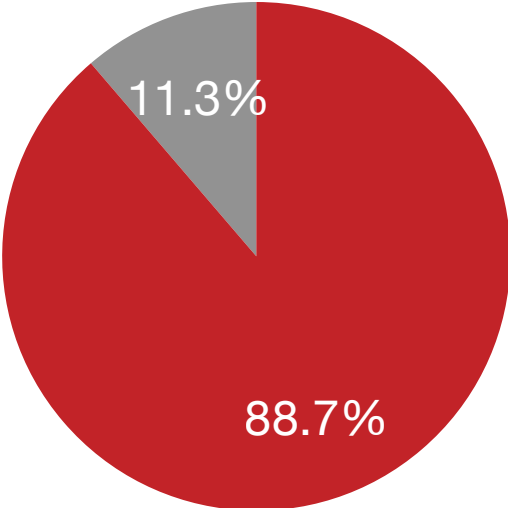
Week of 10-19-20



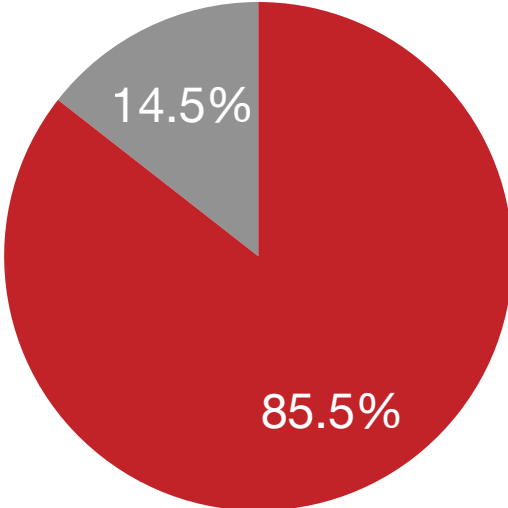
Week of 10-26-20

Hough Street School

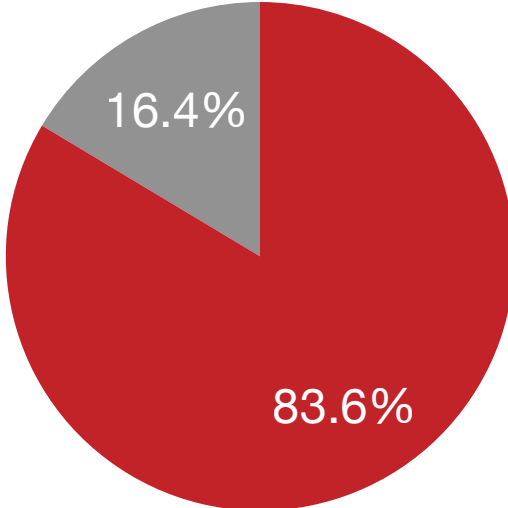
	In-Building Attendance	At-Home Attendance	Total
Questionnaire Selection	228	29	257
Attendance Week of October 19, 2020	219	37	256
Attendance Week of October 26, 2020	214	42	256



Questionnaire Responses



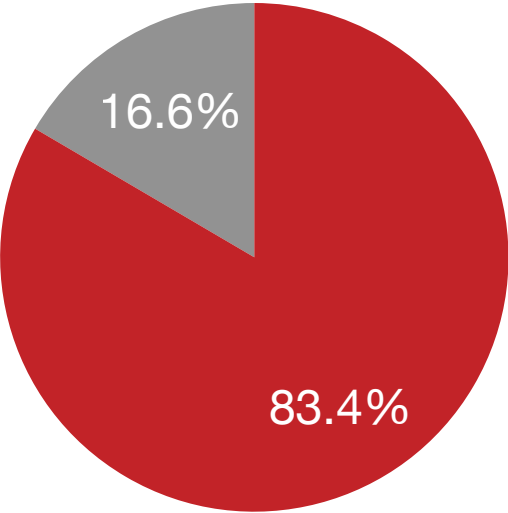
Week of 10-19-20



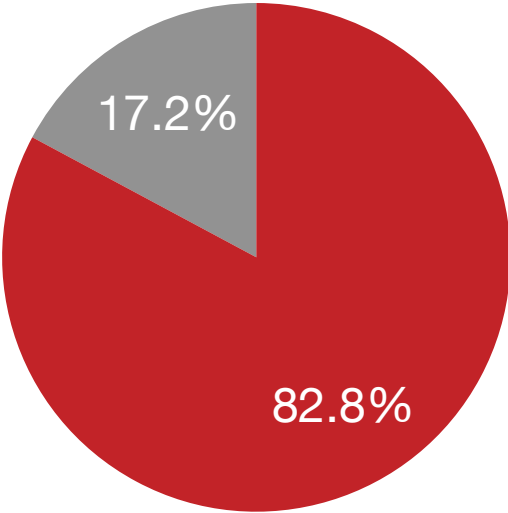
Week of 10-26-20

North Barrington Elementary

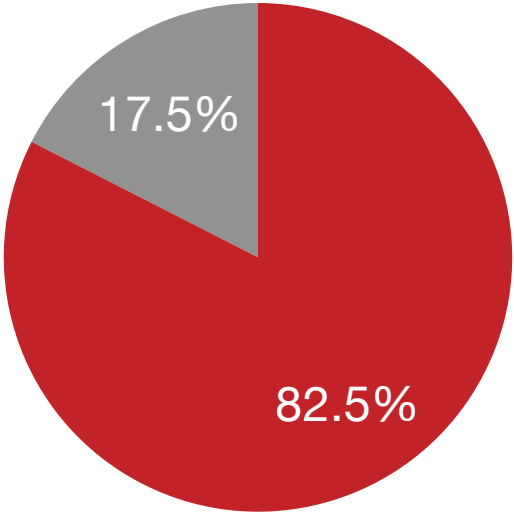
	In-Building Attendance	At-Home Attendance	Total
Questionnaire Selection	388	77	465
Attendance Week of October 19, 2020	381	79	460
Attendance Week of October 26, 2020	382	81	463



Questionnaire Responses



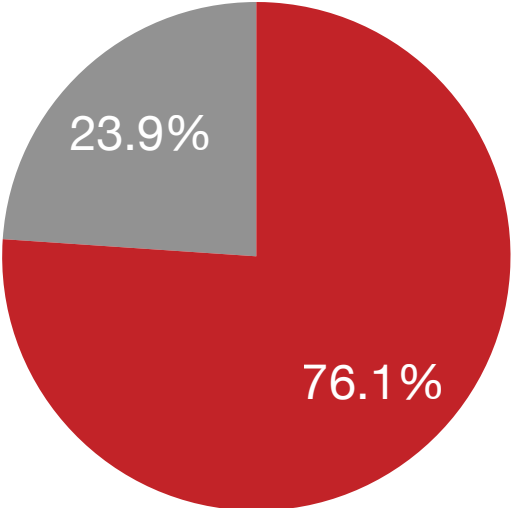
Week of 10-19-20



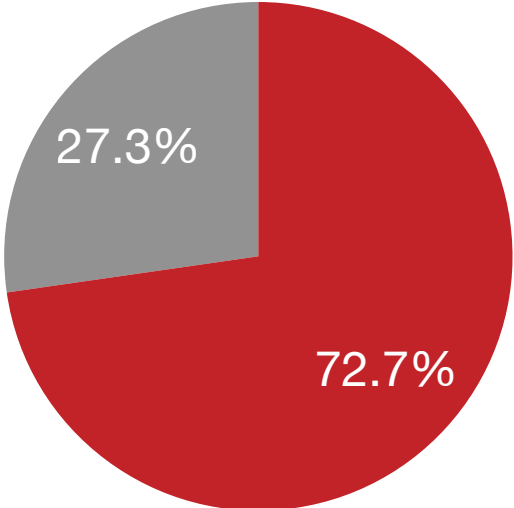
Week of 10-26-20

Roslyn Road Elementary

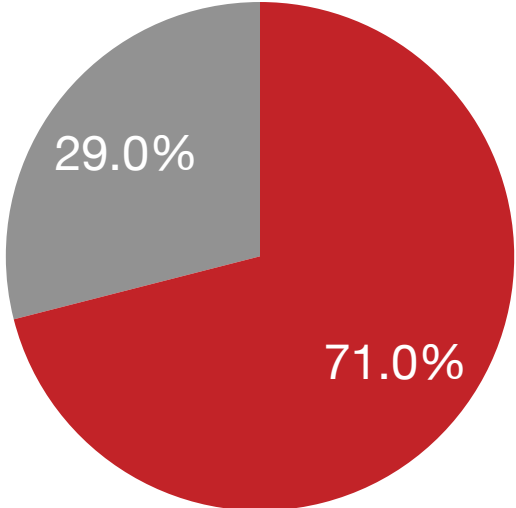
	In-Building Attendance	At-Home Attendance	Total
Questionnaire Selection	318	100	418
Attendance Week of October 19, 2020	304	114	418
Attendance Week of October 26, 2020	294	120	414



Questionnaire Responses



Week of 10-19-20

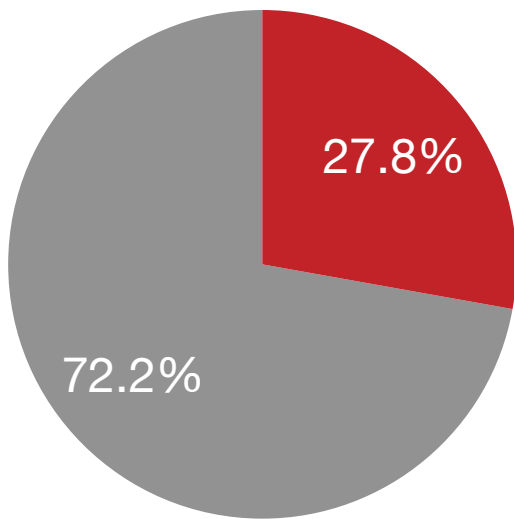


Week of 10-26-20

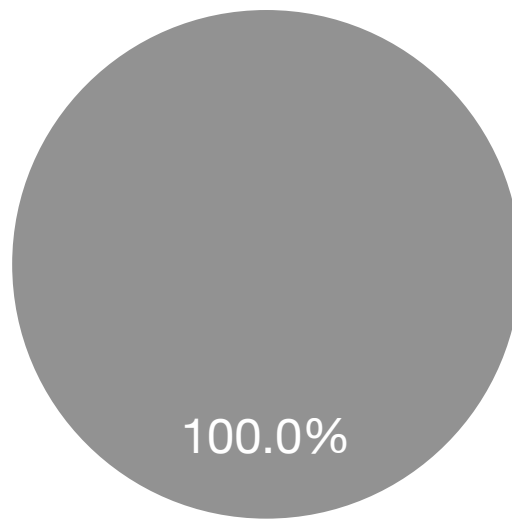
Sunny Hill Elementary

NOTE: Remained in Distance Learning mode due to significantly increased COVID-19 cases in the 60110 ZIP code.

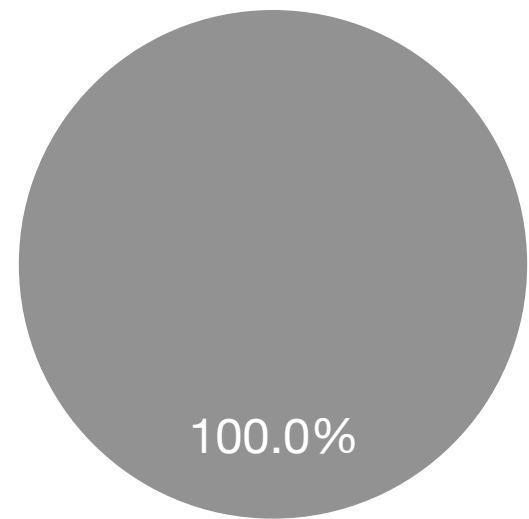
	In-Building Attendance	At-Home Attendance	Total
Questionnaire Selection	89	231	320
Attendance Week of October 19, 2020	0	317	317
Attendance Week of October 26, 2020	0	317	317



Questionnaire Responses



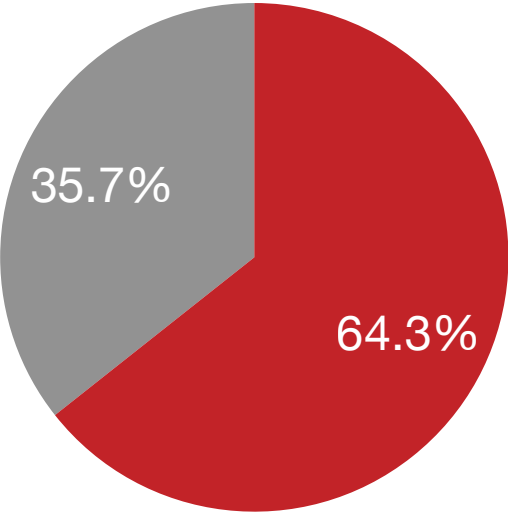
Week of 10-19-20



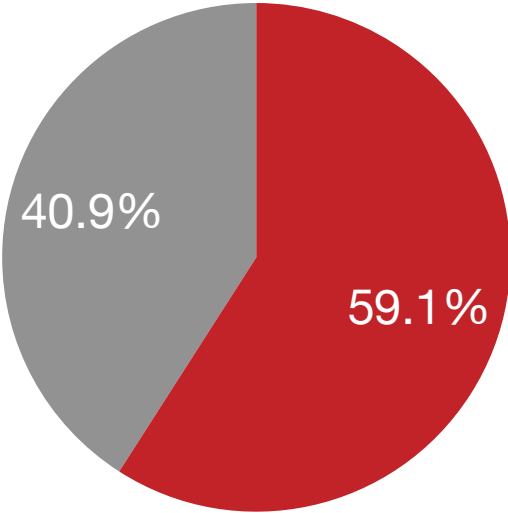
Week of 10-26-20

Early Learning Center

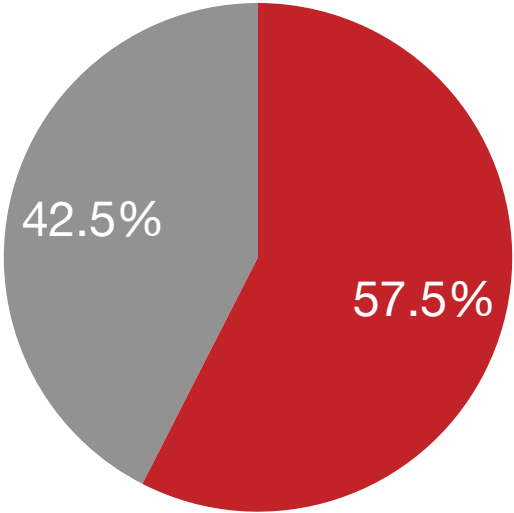
	In-Building Attendance	At-Home Attendance	Total
Questionnaire Selection	148	82	230
Attendance Week of October 19, 2020	114	79	193
Attendance Week of October 26, 2020	111	82	193



Questionnaire Responses



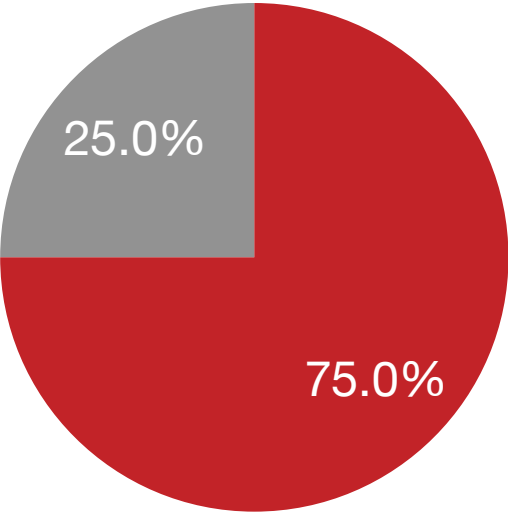
Week of 10-19-20



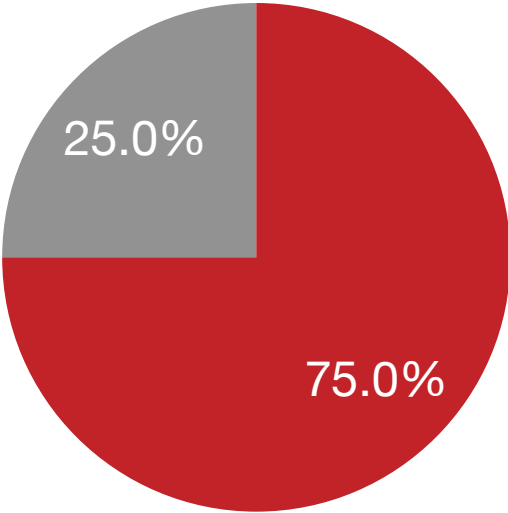
Week of 10-26-20

Barrington Transition Program

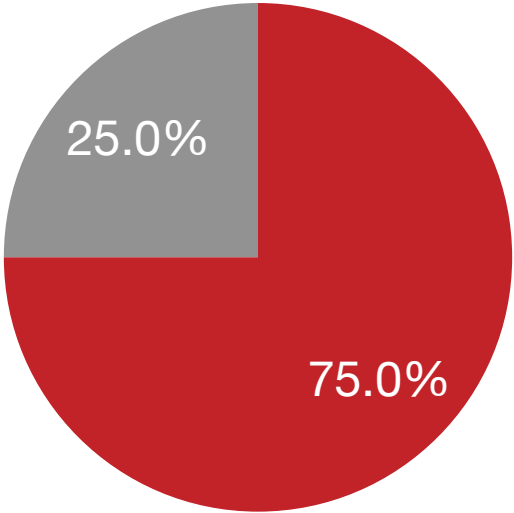
	In-Building Attendance	At-Home Attendance	Total
Questionnaire Selection	15	5	20
Attendance Week of October 19, 2020	15	5	20
Attendance Week of October 26, 2020	15	5	20



Questionnaire Responses



Week of 10-19-20



Week of 10-26-20

Conclusions & Observations

- Less students attended in the second week of Hybrid at all schools (except Grove).
- Attendance variances from questionnaire:
 - Barrington High School had the greatest variance from 10.7% Week 1 to 20.9% Week 2.
 - Middle School attendance varied from 7.2-15.4%.
 - Elementary School attendance varied no more than 10%, but averaged closer to 5%.